



Introductory sub-table (I)(a)

Name of the Company: HB LEASING & FINANCE COMPANY LTD			
Scrip Code, Name of the scrip, class of security: 508956 - EQUITY SHARE, EQUITY			
Quarter ended: 30/06/2012			
Partly paid-up shares:-	No. of partly paid-up shares	As a % of total no. of partly paid-up shares	As a % of total no. of shares of the company
Held by promoter/promoter group	0	0	0
Held by public	0	0	0
Total - D	0	0	0
Outstanding convertible securities:- No. of outstanding securities	No. of outstanding securities	As a % of total no. of outstanding convertible securities	As a % of total no. of shares of the company, assuming full conversion of the convertible securities
Held by promoter/promoter group	0	0	0
Held by public	0	0	0
Total - E	0	0	0
Warrants:-	No. of warrants	As a % of total no. of warrants	As a % of total no. of shares of the company, assuming full conversion of warrants
Held by promoter/promoter group	0	0	0
Held by public	0	0	0
Total - F	0	0	0
Total paid-up capital of the company, assuming full conversion of warrants and convertible securities (Grand Total (A+B+C)+ D+E+F)		11062731	0

Total (A+B+C) **11062731**



Distribution Schedule

HB LEASING & FINANCE COMPANY LIMITED

Distribution of	Equity Shares	as on	30/06/2012
Total Nominal value of Rs.	110627310.00	Nominal value of each share/unit Rs.	10.00
Total number of shares/units	11062731	Paid up value of each share/unit Rs.	10.00

TABLE I
Distribution of holdings



Shareholding of value of Rs.	Shareholders		Share holdings		
	Number	% to total	Shares	Amount	% to total
UPTO TO 5000	35586	97.37	4508668	45086680.00	40.76
5001 TO 10000	548	1.50	421091	4210910.00	3.81
10001 TO 20000	241	0.66	350432	3504320.00	3.17
20001 TO 30000	61	0.17	158481	1584810.00	1.43
30001 TO 40000	37	0.10	130011	1300110.00	1.18
40001 TO 50000	12	0.03	56390	563900.00	0.51
50001 TO 100000	23	0.06	166475	1664750.00	1.50
100001 and Above	38	0.10	5271183	52711830.00	47.65
** G Total	36546	100.00	11062731	110627310.00	100.00



Annexure II
HB LEASING & FINANCE COMPANY LIMITED

(1) (a) Statement showing Shareholding Pattern as on **30/06/2012**

Category code (I)	Category of shareholder (II)	Number of shareholders (III)	Total Number of Shares (IV)	Number of shares held in dematerialized form (V)	Total Shareholding as a percentage of total no. of shares		Shares Pledged or otherwise encumbered	
					As a percentage of (A+B) (VI)	As a percentage of (A+B+C) (VII)	No. of shares (VIII)	As a percentage (IX)=(VIII)/(IV)*100
(A)	Shareholding of promoter and promoter Group							
(1)	Indian							
(a)	INDIVIDUALS/HUF	8	22,53,927	22,53,377	20.37	20.37	0	0.00
(b)	CENTRAL GOVERNMENT/STATE GOVERNMENT	0	0	0	0.00	0.00	0	0.00
(c)	BODIES CORPORATE	5	16,92,950	16,92,950	15.31	15.31	0	0.00
(d)	FINANCIAL INSTITUTIONS/BANKS	0	0	0	0.00	0.00	0	0.00
(e)	ANY OTHER (SPECIFY)	0	0	0	0.00	0.00	0	0.00
	Sub-Total (A) (1)	13	39,46,877	39,46,327	35.68	35.68	0	0.00
(2)	Foreign							
(a)	INDIVIDUALS(NRI)/FOREIGN INDIVIDUALS	0	0	0	0.00	0.00	0	0.00
(b)	BODIES CORPORATE	0	0	0	0.00	0.00	0	0.00
(c)	INSTITUTIONS	0	0	0	0.00	0.00	0	0.00
(d)	ANY OTHER (SPECIFY)	0	0	0	0.00	0.00	0	0.00
	Sub-Total (A) (2)	0	0	0	0.00	0.00	0	0.00
	Total (A)	13	39,46,877	39,46,327	35.68	35.68	0	0.00
(B)	Public shareholding							
(1)	Institutions							
(a)	MUTUAL FUNDS/UTI	3	1,570	0	0.01	0.01	0	0.00
(b)	FINANCIAL INSTITUTIONS/BANKS	5	510	0	0.00	0.00	0	0.00
(c)	CENTRAL GOVERNMENT/STATE GOVERNMENT	0	0	0	0.00	0.00	0	0.00
(d)	VENTURE CAPITAL FUND	0	0	0	0.00	0.00	0	0.00
(e)	INSURANCE COMPANIES	0	0	0	0.00	0.00	0	0.00
(f)	FOREIGN INSTITUTIONAL INVESTORS	0	0	0	0.00	0.00	0	0.00
(g)	FOREIGN VENTURE CAPITAL INVESTORS	0	0	0	0.00	0.00	0	0.00
(h)	ANY OTHER SPECIFY	0	0	0	0.00	0.00	0	0.00
	Sub-Total (B) (1)	8	2,080	0	0.01	0.01	0	0.00
(2)	Non-institutions							
(a)	BODIES CORPORATE	163	8,65,770	7,57,843	7.83	7.83	0	0.00
(b)	i) INDIVIDUALS -HOLD UPTO 1 LAKH (NOM VALUE)	35933	54,64,864	19,91,721	49.40	49.40	0	0.00
	ii) INDIVIDUALS -HOLD ABOVE 1 LAKH (NOM VALUE)	19	6,11,698	6,11,698	5.53	5.53	0	0.00
(c)	ANY OTHER (SPECIFY)- A) CLEARING MEMBERS	17	16,286	16,286	0.15	0.15	0	0.00
	B) NON-RESIDENTS	393	1,55,156	26,498	1.40	1.40	0	0.00
	C) TRUST	0	0	0	0.00	0.00	0	0.00
	Sub-Total (B) (2)	36525	71,13,774	34,04,046	64.31	64.31	0	0.00
	Total (B)		71,15,854	34,04,046	64.32	64.32	0	0.00




(I)	(II)	(III)	(IV)	zed form (V)	As a percentage of (A+B) (VI)	As a percentage of (A+B+C) (VII)	No. of shares (VIII)	As a percentage (IX)=(VIII)/(IV)*100
(C)	Shares held by Custodians and against which							
	Depository Receipts have been issued							
	SHARES HELD BY CUSTODIANS	0	0	0	0.00	0.00	0	0.00
	Sub-Total (C)	0	0	0	0.00	0.00	0	0.00
	Total (C)	0	0	0	0.00	0.00	0	0.00
	Grand-Total	36546	1,10,62,731	73,50,373	100.00	100.00	0	0.00



HB LEASING & FINANCE COMPANY LIMITED

(1) (b) Statement showing holding of securities (including shares,warrants,convertible securities) of persons belonging to the category "Promoter and Promoter Group" as on 30/06/2012

Sr. No.	Folio/ DPID/CLID	Name of the shareholder	Details of Shares held		Encumbered shares(*)			Details of warrants		Details of convertible securities		Total shares (including full conversion of warrants and convertible securities) as a % of diluted share capital
			Number of shares held	As a % of grand total (A)+(B)+(C)	Number	As a percentage V1-(V)/ (E1)-(E)	As a % of grand total (A)+(B)+(C) of sub-classes (I) (a)	No. of Warrants held	As a % of total no. of warrants of the same class	No. of convertible securities held	As a % of total no. of convertible securities of the same class	
1	0895998	AMRIT LAL CHADHA	200	0.00	0	0.00	0.00					
		PROMILA RANI CHADHA										
2	0896230	AMRIT LAL CHADHA	350	0.00	0	0.00	0.00					
		PROMILA CHADHA										
3	IN300931/0000033	Aju Bhasin	2,91,413	2.63	0	0.00	0.00					
4	IN300931/0000012	H B Stockholdings Ltd	43,200	0.39	0	0.00	0.00					
5	IN300931/0004078	H.C.BHASIN (HUF)	22,000	0.20	0	0.00	0.00					
6	IN300931/0001707	HB FINANCIAL CONSULTANTS PVT LTD.	2,000	0.02	0	0.00	0.00					
7	IN300931/0022974	Lalit Bhasin	13,55,059	12.25	0	0.00	0.00					
8	IN300931/0000045	Lalit Bhasin	5,16,905	4.67	0	0.00	0.00					
9	IN300931/0000932	Manna kapur	46,000	0.42	0	0.00	0.00					
10	IN300931/0000877	Merrygold Investments Ltd	15,07,895	13.63	0	0.00	0.00					
11	IN300931/0001799	Pal Properties (India) Pvt. Ltd.	1,05,120	0.95	0	0.00	0.00					
12	IN300931/0000070	R R B Securities Ltd	34,735	0.31	0	0.00	0.00					
13	IN300931/0006172	Rina Arora	22,000	0.20	0	0.00	0.00					
Grand-Total			39,46,877	35.68	0	0.00	0.00	0.00	0.00	0.00	0.00	0.00





Annexure II

HB LEASING & FINANCE COMPANY LIMITED

(1) (c)(i) Statement showing holding of securities (including shares, warrants, convertible securities) of persons belonging to the category "Public" and holding more than 1% of the total number of shares as on 30/06/2012

Sl. No.	Folio# / DPID/CLID	Name of the shareholder	Number of shares	Shares as a percentage of total number of shares (i.e Grand total (A+B+C)) in para(D)(a) above	Details of warrants		Details of convertible securities		Total shares (including shares assuming full conversion of warrants and convertible securities) as a % of diluted share capital
					No. of Warrants held	As a % of total no. of warrants of the same class	No. of convertible securities held	As a % of total no. of convertible securities of the same class	
1	IN300931/10000406	SUBHIKA ESTATE & TRADING PVT. LTD.	3,43,400	3.10					
2	IN301436/10277885	RAJESH JAIN ANITA JAIN	1,20,659	1.09					
Grand-Total			4,64,059	4.19					




Annexure II

HB LEASING & FINANCE COMPANY LIMITED

(1) (c)(ii) Statement showing holding of securities (including shares, warrants, convertible securities) of persons (together with PAC) belonging to the category "Public" and holding more than 5% of the total number of shares as on 30/06/2012

Sr. No.	Folio# / DPID, CLID	Name of the shareholder	Number of shares	Shares as a percentage of total number of shares (i.e Grand total (A+B+C)) in para(D)(a) above	Details of warrants		Details of convertible securities		Total shares (including shares assuming full conversion of warrants and convertible securities) as a % of diluted share capital
					No. of Warrants held	As a % of total no. of warrants of the same class	No. of convertible securities held	As a % of total no. of convertible securities of the same class	
1		NIL	0	0.00					
Grand-Total			0	0.00					



Annexure II
HB LEASING & FINANCE COMPANY LIMITED

(1) (d) Statement showing details of lock-in shares as on 30/06/2012


Sr. No.	Folio# / DPID, CLID	Name of the shareholder	Category of Shareholders (promoters/ Public)	Number of shares	Shares as a percentage of total number of shares (i.e Grand total (A+B+C)) in para(I)(a) above
---------	---------------------	-------------------------	--	------------------	--

NIL

NIL

NIL

Grand-Total	NIL	NIL
-------------	-----	-----



Annexure II

HB LEASING & FINANCE COMPANY LIMITED

Shareholding Pattern as on 30/06/2012

(II) (a) Statement showing details of Depository Receipts (DRs)

Sr No.	Type of Outstanding DR (ADRs, GDRs, SDRs, etc.)	Number of Outstanding DRs	Number of shares underlying outstanding DRs	Shares underlying outstanding DRs as a percentage of total number of shares {i.e. Grand Total (A)+(B)+(C) indicated in the statement at para (1) (a) above }
			NIL	
	TOTAL			

(II) (b) Statement showing Holding of Depository Receipts (DRs), where underlying shares are in excess of 1% of the total number of shares

Sr No.	Name of the DR Holder	Type of Outstanding DR (ADRs, GDRs, SDRs, etc.)	Number of shares underlying outstanding DRs	Shares underlying outstanding DRs as a percentage of total number of shares {i.e. Grand Total (A)+(B)+(C) indicated in the statement at para (1) (a) above }
			NIL	
	TOTAL			

