


Introductory sub-table (I)(a)

Name of the Company: HB LEASING & FINANCE COMPANY LTD			
Scrip Code, Name of the scrip, class of security: 508956 - EQUITY SHARE, EQUITY			
Quarter ended: 30/06/2013			
Partly paid-up shares:-	No. of partly paid-up shares	As a % of total no. of partly paid-up shares	As a % of total no. of shares of the company
Held by promoter/promoter group	0	0	0
Held by public	0	0	0
Total - D	0	0	0
Outstanding convertible securities:- No. of outstanding securities	No. of outstanding securities	As a % of total no. of outstanding convertible securities	As a % of total no. of shares of the company, assuming full conversion of the convertible securities
Held by promoter/promoter group	0	0	0
Held by public	0	0	0
Total - E	0	0	0
Warrants:-	No. of warrants	As a % of total no. of warrants	As a % of total no. of shares of the company, assuming full conversion of warrants
Held by promoter/promoter group	0	0	0
Held by public	0	0	0
Total - F	0	0	0
Total paid-up capital of the company, assuming full conversion of warrants and convertible securities (Grand Total (A+B+C)+ D+E+F)		11062731	0

Total (A+B+C) 11062731




Distribution Schedule

HB LEASING & FINANCE COMPANY LIMITED

Distribution of	Equity Shares	as on	30/06/2013
Total Nominal value of Rs.	110627310.00	Nominal value of each share/unit Rs.	10.00
Total number of shares/units	11062731	Paid up value of each share/unit Rs.	10.00

TABLE I
Distribution of holdings

Shareholding of value of Rs.	Shareholders		Share holdings		
	Number	% to total	Shares	Amount	% to total
UPTO TO 5000	35415	97.36	4484260	44842600.00	40.53
5001 TO 10000	547	1.50	421717	4217170.00	3.81
10001 TO 20000	240	0.66	346921	3469210.00	3.14
20001 TO 30000	62	0.17	161090	1610900.00	1.46
30001 TO 40000	34	0.09	120529	1205290.00	1.09
40001 TO 50000	13	0.04	61138	611380.00	0.55
50001 TO 100000	24	0.07	170904	1709040.00	1.54
100001 and Above	39	0.11	5296172	52961720.00	47.87
** G Total	36374	100.00	11062731	110627310.00	100.00



Annexure II
HB LEASING & FINANCE COMPANY LIMITED


(I) (a) Statement showing Shareholding Pattern as on

30/06/2013

Category code (I)	Category of shareholder (II)	Number of shareholders (III)	Total Number of Shares (IV)	Number of shares held in dematerialized form (V)	Total Shareholding as a percentage of total no. of shares		Shares Pledged or otherwise encumbered	
					As a percentage of (A+B) (VI)	As a percentage of (A+B+C) (VII)	No. of shares (VIII)	As a percentage (IX)=(VIII)/(IV)*100
(A)	Shareholding of promoter and promoter Group							
(1)	Indian							
(a)	INDIVIDUALS/HUF	7	22,53,927	22,53,377	20.37	20.37	0	0.00
(b)	CENTRAL GOVERNMENT/STATE GOVERNMENT	0	0	0	0.00	0.00	0	0.00
(c)	BODIES CORPORATE	5	16,92,950	16,92,950	15.31	15.31	0	0.00
(d)	FINANCIAL INSTITUTIONS/BANKS	0	0	0	0.00	0.00	0	0.00
(e)	ANY OTHER (SPECIFY)	0	0	0	0.00	0.00	0	0.00
	Sub-Total (A) (1)	12	39,46,877	39,46,327	35.68	35.68	0	0.00
(2)	Foreign							
(a)	INDIVIDUALS(NRI)/FOREIGN INDIVIDUALS	0	0	0	0.00	0.00	0	0.00
(b)	BODIES CORPORATE	0	0	0	0.00	0.00	0	0.00
(c)	INSTITUTIONS	0	0	0	0.00	0.00	0	0.00
(d)	QUALIFIED FOREIGN INVESTOR	0	0	0	0.00	0.00	0	0.00
(e)	ANY OTHER (SPECIFY)	0	0	0	0.00	0.00	0	0.00
	Sub-Total (A) (2)	0	0	0	0.00	0.00	0	0.00
	Total (A)	12	39,46,877	39,46,327	35.68	35.68	0	0.00
(B)	Public shareholding							
(1)	Institutions							
(a)	MUTUAL FUNDS/UTI	3	1,570	0	0.01	0.01	0	0.00
(b)	FINANCIAL INSTITUTIONS/BANKS	6	1,010	500	0.01	0.01	0	0.00
(c)	CENTRAL GOVERNMENT/STATE GOVERNMENT	0	0	0	0.00	0.00	0	0.00
(d)	VENTURE CAPITAL FUND	0	0	0	0.00	0.00	0	0.00
(e)	INSURANCE COMPANIES	0	0	0	0.00	0.00	0	0.00
(f)	FOREIGN INSTITUTIONAL INVESTORS	0	0	0	0.00	0.00	0	0.00
(g)	FOREIGN VENTURE CAPITAL INVESTORS	0	0	0	0.00	0.00	0	0.00
(h)	QUALIFIED FOREIGN INVESTOR	0	0	0	0.00	0.00	0	0.00
(I)	ANY OTHER SPECIFY	0	0	0	0.00	0.00	0	0.00
	Sub-Total	9	2,580	500	0.02	0.02	0	0.00
(2)	Non-institutions							
(a)	BODIES CORPORATE	157	8,61,125	7,53,348	7.78	7.78	0	0.00
(b)	i) INDIVIDUALS -HOLD UPTO 1 LAKH (NOM VALUE)	35771	54,44,151	19,94,383	49.21	49.21	0	0.00
	ii) INDIVIDUALS -HOLD ABOVE 1 LAKH (NOM VALUE)	21	6,36,846	6,36,846	5.76	5.76	0	0.00
(c)	ANY OTHER (SPECIFY)- A) CLEARNG MEMBERS	15	15,066	15,066	0.14	0.14	0	0.00
	B) NON-RESIDENTS	389	1,56,086	28,468	1.41	1.41	0	0.00
	C) TRUST	0	0	0	0.00	0.00	0	0.00
	Sub-Total (B) (2)	36353	71,13,274	34,28,111	64.30	64.30	0	0.00
	Total (B)	36362	71,15,854	34,28,611	64.32	64.32	0	0.00
	Total (A+B)	48574	1,10,62,731	73,74,938	100.00	100.00	0	0.00



Category code (I)	Category of shareholder (II)	Number of shareholders (III)	Total Number of Shares (IV)	Number of shares held in dematerialized form (V)	Total Shareholding as a percentage of total no. of shares		Shares Pledged or otherwise encumbered	
					As a percentage of (A+B) (VI)	As a percentage of (A+B+C) (VII)	No. of shares (VIII)	As a percentage (IX)=(VIII)/(IV)*100
(C)	Shares held by Custodians and against which							
	Depository Receipts have been issued							
	SHARES HELD BY CUSTODIANS	0	0	0	0.00	0.00	0	0.00
	Sub-Total (C)	0	0	0	0.00	0.00	0	0.00
	Total (C)	0	0	0	0.00	0.00	0	0.00
	Grand-Total (A+B+C)	36374	1,10,62,731	73,74,938	100.00	100.00	0	0.00



Annexure II
HB LEASING & FINANCE COMPANY LIMITED
 Statement showing holding of securities (including shares, warrants, convertible securities) of persons belonging to the category
 "Promoter and Promoter Group" as on
 30/06/2013

Sl. No.	Folio# / DPID, CLID	Name of the shareholder	Details of shares held		Encumbered shares ^(*)		Details of warrants		Details of convertible securities		Total shares (including shares assuming full conversion of warrant and convertible securities) as a % of diluted share capital
			Number of shares held	As a % of grand total (A)+(B)+(C)	Number	As a percentage V=(V)/ (III)*100	As a % of grand total (A)+(B)+(C) of sub-classes (I) (a)	No. of Warrants held	As a % of total no. of warrants of the same class	No. of convertible securities held	
1	0095990	AMRIT LAL CHADHA	200	0.00	0	0.00	0.00	0.00	0.00	0.00	
2	0096230	PROMILA RANI CHADHA AMRIT LAL CHADHA PROMILA CHADHA	350	0.00	0	0.00	0.00	0.00	0.00	0.00	
3	IN300931/0000012	H B Stockholdings Ltd	43,200	0.39	0	0.00	0.00	0.00	0.00	0.00	
4	IN300931/0004078	H.C.BHASIN (HUF)	22,000	0.20	0	0.00	0.00	0.00	0.00	0.00	
5	IN300931/0001707	HB FINANCIAL CONSULTANTS PVT.LTD.	2,000	0.02	0	0.00	0.00	0.00	0.00	0.00	
6	IN300931/0022974	Lalit Bhasin	16,46,472	14.88	0	0.00	0.00	0.00	0.00	0.00	
7	IN300931/0000045	Lalit Bhasin	3,16,905	4.67	0	0.00	0.00	0.00	0.00	0.00	
8	IN300931/0000932	Mamta kapur	46,000	0.42	0	0.00	0.00	0.00	0.00	0.00	
9	IN300931/00040877	Merrysold Investments Ltd	15,07,895	13.63	0	0.00	0.00	0.00	0.00	0.00	
10	IN300931/0001799	Pal Properties (India) Pvt. Ltd.	1,05,120	0.95	0	0.00	0.00	0.00	0.00	0.00	
11	IN300931/0004070	R R B Securities Ltd	34,735	0.31	0	0.00	0.00	0.00	0.00	0.00	
12	IN300931/0006172	Rima Atora	22,000	0.20	0	0.00	0.00	0.00	0.00	0.00	
Grand-Total			39,46,877	35.68	0	0.00	0.00	0.00	0.00	0.00	




Annexure II

HB LEASING & FINANCE COMPANY LIMITED

(1) (c)(i) Statement showing holding of securities (including shares, warrants, convertible securities) of persons belonging to the category "Public" and holding more than 1% of the total number of shares as on 30/06/2013

Sr. No.	Folio# / DPID, CLID	Name of the shareholder	Number of shares	Shares as a percentage of total number of shares (i.e. Grand total (A+B+C)) in para(1)(a) above	Details of warrants		Details of convertible securities		Total shares (including shares assuming full conversion of warrants and convertible securities) as a % of diluted share capital
					No. of Warrants held	As a % of total no. of warrants of the same class	No. of convertible securities held	As a % of total no. of convertible securities of the same class	
1	IN300931/10000406	SUBHIKA ESTATE & TRADING PVT. LTD.	3,43,400	3.10	-	-	-	-	-
2	IN301436/10277885	RAJESH JAIN ANITA JAIN	1,20,659	1.09	-	-	-	-	-
Grand-Total			4,64,059	4.19	-	-	-	-	-



Annexure II

HB LEASING & FINANCE COMPANY LIMITED

(1) (c)(ii) Statement showing holding of securities (including shares, warrants, convertible securities) of persons (together with PAC) belonging to the category "Public" and holding more than 5% of the total number of shares as on 30/06/2013

Sr. No.	Folio# / DPID, CLID	Name of the shareholder	Number of shares	Shares as a percentage of total number of shares (i.e Grand total (A+B+C)) in para(I)(a) above	Details of warrants		Details of convertible securities		Total shares (including conversion of warrants and convertible securities) as a % of diluted share capital
					No. of Warrants held	As a % of total no. of warrants of the same class	No. of convertible securities held	As a % of total no. of convertible securities of the same class	
			0	0.00					
Grand-Total			0	0.00					


NIL



**Annexure II
HB LEASING & FINANCE COMPANY LIMITED**

(1) (d) Statement showing details of lock-in shares as on 30/06/2013

Sr. No.	Folio# / DPID,CLID	Name of the shareholder	Category of Shareholders (promoters/ Public)	Number of shares	Shares as a percentage of total number of shares (i.e Grand total (A+B+C)) in para(I)(a) above
		NIL		NIL	NIL
Grand-Total				NIL	NIL



Annexure II
HB LEASING & FINANCE COMPANY LIMITED

(1) (d) Statement showing details of lock-in shares as on 30/06/2013

Sr. No.	Folio# / DPID,CLID	Name of the shareholder	Category of Shareholders (promoters/ Public)	Number of shares	Shares as a percentage of total number of shares (i.e Grand total (A+B+C)) in para(I)(a) above
		NIL		NIL	NIL

Grand-Total	NIL	NIL
--------------------	-----	-----



Annexure II

HB LEASING & FINANCE COMPANY LIMITED

Shareholding Pattern as on 30/06/2013

(II) (a) Statement showing details of Depository Receipts (DRs)

Sr No.	Type of Outstanding DR (ADRs, GDRs,SDRs,etc.	Number of Outstanding DRs	Number of shares underlying outstanding DRs	Shares underlying outstanding DRs as a percentage of total number of shares {i.e. Grand Total (A)+(B) +(C) indicated in the statement at para (1) (a) above }
			NIL	
	TOTAL			

(II) (b) Statement showing Holding of Depository Receipts (DRs), where underlying shares are in excess of 1% of the total number of shares

Sr No.	Name of the DR Holder	Type of Outstanding DR (ADRs, GDRs,SDRs,etc.	Number of shares underlying outstanding DRs	Shares underlying outstanding DRs as a percentage of total number of shares {i.e. Grand Total (A)+(B) +(C) indicated in the statement at para (1) (a) above }
			NIL	
	TOTAL			

