


Introductory sub-table (I)(a)

<b>Name of the Company: HB LEASING &amp; FINANCE COMPANY LTD</b>			
<b>Scrip Code, Name of the scrip, class of security: 508956 - EQUITY SHARE, EQUITY</b>			
<b>Quarter ended: 31/03/2014</b>			
<b>Partly paid-up shares:-</b>	<b>No. of partly paid-up shares</b>	<b>As a % of total no. of partly paid-up shares</b>	<b>As a % of total no. of shares of the company</b>
Held by promoter/promoter group	0	0	0
Held by public	0	0	0
<b>Total - D</b>	<b>0</b>	<b>0</b>	<b>0</b>
<b>Outstanding convertible securities:-</b>	<b>No. of outstanding securities</b>	<b>As a % of total no. of outstanding convertible securities</b>	<b>As a % of total no. of shares of the company, assuming full conversion of the convertible securities</b>
Held by promoter/promoter group	0	0	0
Held by public	0	0	0
<b>Total - E</b>	<b>0</b>	<b>0</b>	<b>0</b>
<b>Warrants:-</b>	<b>No. of warrants</b>	<b>As a % of total no. of warrants</b>	<b>As a % of total no. of shares of the company, assuming full conversion of warrants</b>
Held by promoter/promoter group	0	0	0
Held by public	0	0	0
<b>Total - F</b>	<b>0</b>	<b>0</b>	<b>0</b>
<b>Total paid-up capital of the company, assuming full conversion of warrants and convertible securities (Grand Total (A+B+C)+ D+E+F)</b>		<b>11062731</b>	<b>0</b>

**Total (A+B+C) 11062731**




## Distribution Schedule


### HB LEASING & FINANCE COMPANY LIMITED

Distribution of	Equity Shares	as on	31/03/2014
Total Nominal value of Rs.	110627310.00	Nominal value of each share/unit Rs.	10.00
Total number of shares/units	11062731	Paid up value of each share/unit Rs.	10.00

**TABLE I**  
Distribution of holdings

Shareholding of value of Rs.	Shareholders		Share holdings		
	Number	% to total	Shares	Amount	% to total
UPTO TO 5000	35356	97.38	4468859	44688590.00	40.40
5001 TO 10000	545	1.50	421344	4213440.00	3.81
10001 TO 20000	236	0.65	340218	3402180.00	3.08
20001 TO 30000	59	0.16	154595	1545950.00	1.40
30001 TO 40000	34	0.09	119918	1199180.00	1.08
40001 TO 50000	13	0.04	61138	611380.00	0.55
50001 TO 100000	27	0.07	190985	1909850.00	1.73
100001 and Above	39	0.11	5305674	53056740.00	47.96
<b>** G Total</b>	<b>36309</b>	<b>100.00</b>	<b>11062731</b>	<b>110627310.00</b>	<b>100.00</b>



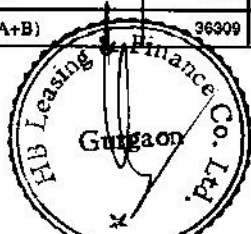


**Annexure II**  
**HB LEASING & FINANCE COMPANY LIMITED**

(1) (a) Statement showing Shareholding Pattern as on

31/03/2014

Category code	Category of shareholder	Number of shareholders	Total Number of Shares	Number of shares held in dematerialized form	Total Shareholding as a percentage of total no. of shares		Shares Pledged or otherwise encumbered	
					As a percentage of (A+B) (VI)	As a percentage of (A+B+C) (VII)	No. of shares (VIII)	As a percentage (IX)=(VIII)/(IV)*100
(I)	(II)	(III)	(IV)	(V)	(VI)	(VII)	(VIII)	(IX)
<b>(A)</b>	<b>Shareholding of promoter and promoter Group</b>							
<b>(1)</b>	<b>Indian</b>							
(a)	INDIVIDUALS/HUF	7	22,53,927	22,53,377	20.37	20.37	0	0.00
(b)	CENTRAL GOVERNMENT/STATE GOVERNMENT	0	0	0	0.00	0.00	0	0.00
(c)	BODIES CORPORATE	5	16,92,950	16,92,950	15.31	15.31	0	0.00
(d)	FINANCIAL INSTITUTIONS/BANKS	0	0	0	0.00	0.00	0	0.00
(e)	ANY OTHER (SPECIFY)	0	0	0	0.00	0.00	0	0.00
	Sub-Total (A) (1)	12	39,46,877	39,46,327	35.68	35.68	0	0.00
<b>(2)</b>	<b>Foreign</b>							
(a)	INDIVIDUALS(NRI)/FOREIGN INDIVIDUALS	0	0	0	0.00	0.00	0	0.00
(b)	BODIES CORPORATE	0	0	0	0.00	0.00	0	0.00
(c)	INSTITUTIONS	0	0	0	0.00	0.00	0	0.00
(d)	QUALIFIED FOREIGN INVESTOR	0	0	0	0.00	0.00	0	0.00
(e)	ANY OTHER (SPECIFY)	0	0	0	0.00	0.00	0	0.00
	Sub-Total (A) (2)	0	0	0	0.00	0.00	0	0.00
	Total (A)	12	39,46,877	39,46,327	35.68	35.68	0	0.00
<b>(B)</b>	<b>Public shareholding</b>							
<b>(1)</b>	<b>Institutions</b>							
(a)	MUTUAL FUNDS/UTI	3	1,570	0	0.01	0.01	0	0.00
(b)	FINANCIAL INSTITUTIONS/BANKS	5	510	0	0.00	0.00	0	0.00
(c)	CENTRAL GOVERNMENT/STATE GOVERNMENT	0	0	0	0.00	0.00	0	0.00
(d)	VENTURE CAPITAL FUND	0	0	0	0.00	0.00	0	0.00
(e)	INSURANCE COMPANIES	0	0	0	0.00	0.00	0	0.00
(f)	FOREIGN INSTITUTIONAL INVESTORS	0	0	0	0.00	0.00	0	0.00
(g)	FOREIGN VENTURE CAPITAL INVESTORS	0	0	0	0.00	0.00	0	0.00
(h)	QUALIFIED FOREIGN INVESTOR	0	0	0	0.00	0.00	0	0.00
(I)	MARKET MAKER	0	0	0	0.00	0.00	0	0.00
	Sub-Total	8	2,080	0	0.01	0.01	0	0.00
<b>(2)</b>	<b>Non-Institutions</b>							
(a)	BODIES CORPORATE	154	8,49,330	7,41,553	7.68	7.68	0	0.00
(b)	i) INDIVIDUALS -HOLD UPTO 1 LAKH (NOM VALUE)	35714	54,55,583	20,16,919	49.31	49.31	0	0.00
	ii) INDIVIDUALS -HOLD ABOVE 1 LAKH (NOM VALUE)	22	6,48,886	6,48,886	5.87	5.87	0	0.00
(c)	ANY OTHER (SPECIFY)- A) CLEARNG MEMBERS	12	4,316	4,316	0.04	0.04	0	0.00
	B) NON-RESIDENTS	387	1,55,659	28,275	1.41	1.41	0	0.00
	C) TRUST	0	0	0	0.00	0.00	0	0.00
	Sub-Total (B) (2)	36289	71,13,774	34,39,949	64.31	64.31	0	0.00
	Total (B)	36297	71,15,854	34,39,949	64.32	64.32	0	0.00
	Total (A+B)	36309	1,10,62,731	73,86,276	100.00	100.00	0	0.00




Category code	Category of shareholder	Number of shareholders	Total Number of Shares	Number of shares held in dematerialized form	Total Shareholding as a percentage of total no. of shares		Shares Pledged or otherwise encumbered	
					As a percentage of (A+B) (VI)	As a percentage of (A+B+C) (VII)	No. of shares (VIII)	As a percentage (IX)=(VIII)/(IV)*100
(I)	(II)	(III)	(IV)	(V)	(VI)	(VII)	(VIII)	(IX)
(C)	Shares held by Custodians and against which							
	Depository Receipts have been issued							
	SHARES HELD BY CUSTODIANS	0	0	0	0.00	0.00	0	0.00
	Sub-Total (C)	0	0	0	0.00	0.00	0	0.00
	Total (C)	0	0	0	0.00	0.00	0	0.00
	Grand-Total (A+B+C)	36309	1,10,62,731	73,86,276	100.00	100.00	0	0.00

A handwritten signature in black ink is written over a circular stamp. The stamp contains the text 'Leasing & Finance Co. Pvt. Ltd.' around the perimeter and 'Gurgaon' in the center.



**Annexure B**  
**EB LEASING & FINANCE COMPANY LIMITED**  
 (1) (b) Statement showing holding of securities (including shares, warrants, convertible securities) of persons belonging to the category "Promoter and Promoter Group" as on 31/03/2014




Sl. No.	Folio / DPID/CLID	Name of the shareholder	Details of Shares held		Exercisable shares(*)			Details of warrants		Details of convertible securities		Total shares (including conversion of warrants and convertible securities) as a % of diluted share capital
			Number of shares held	As a % of grand total (A)+(B)+(C)	Number	As a per. V=(V)/(B)*100	As a % of grand total (A)+(B)+(C) of sub-shares (I) (a)	No. of Warrants held	As a % of total no. of warrants of the same class	No. of convertible securities held	As a % of total no. of convertible securities of the same class	
1	0095990	AMRIT LAL CHADHA	200	0.00	0	0.00	0.00					
2	0066230	PROMILA RANI CHADHA AMRIT LAL CHADHA	350	0.00	0	0.00	0.00					
3	IN300931/10000112	PROMILA CHADHA	41,200	0.39	0	0.00	0.00					
4	IN300931/10004078	H B Stockholding Ltd	22,000	0.20	0	0.00	0.00					
5	IN300931/10001707	H.C.BHASIN (RUFF)	2,000	0.02	0	0.00	0.00					
6	IN300931/10022974	HB FINANCIAL CONSULTANTS PVT LTD.	16,46,472	14.88	0	0.00	0.00					
7	IN300931/10000045	Lalit Bhasin	5,16,905	4.67	0	0.00	0.00					
8	IN300931/10000932	Mansa Kapur	46,000	0.42	0	0.00	0.00					
9	IN300931/10004877	Menygold Investments Ltd	13,07,895	12.53	0	0.00	0.00					
10	IN300931/10001799	Pd Properties ( India) Pvt. Ltd.	1,05,120	0.95	0	0.00	0.00					
11	IN300931/10000070	R R S Securities Ltd	34,735	0.31	0	0.00	0.00					
12	IN300931/10006172	Rina Avara	22,000	0.20	0	0.00	0.00					
<b>Grand-Total</b>			<b>39,46,877</b>	<b>35.68</b>	<b>0</b>	<b>0.00</b>	<b>0.00</b>					



**Annexure II  
HB LEASING & FINANCE COMPANY LIMITED**

**(1) (c)(ii) Statement showing holding of securities (including shares, warrants, convertible securities) of persons (together with PAC) belonging to the category "Public" and holding more than 5% of the total number of shares as on 31/03/2014**

Sr. No.	Folio# / DPID, CLID	Name of the shareholder	Number of shares	Shares as a percentage of total number of shares (i.e Grand total (A+B+C)) in para(D)(a) above	Details of warrants		Details of convertible securities		Total shares (including shares assuming full conversion of warrants and convertible securities) as a % of diluted share capital
					No. of Warrants held	As a % of total no. of warrants of the same class	No. of convertible securities held	As a % of total no. of convertible securities of the same class	
1		NIL	0	0.00	-	-	-	-	-
<b>Grand-Total</b>			<b>0</b>	<b>0.00</b>	<b>-</b>	<b>-</b>	<b>-</b>	<b>-</b>	<b>-</b>

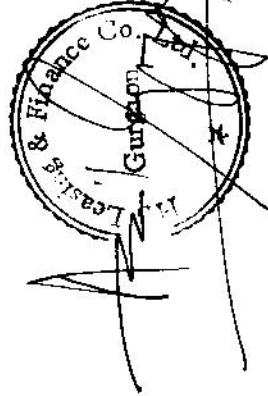
  
  


Annexure II

**HB LEASING & FINANCE COMPANY LIMITED**

(1) (c)(i) Statement showing holding of securities (including shares, warrants, convertible securities) of persons belonging to the category "Public" and holding more than 1% of the total number of shares as on 31/03/2014


Sr. No.	Folio# / DPID, CLID	Name of the shareholder	Number of shares	Shares as a percentage of total number of shares (i.e Grand total (A+B+C)) in para(I)(a) above	Details of warrants		Details of convertible securities		Total shares (including shares assuming full conversion of warrants and convertible securities) as a % of diluted share capital
					No. of Warrants held	As a % of total no. of warrants of the same class	No. of convertible securities held	As a % of total no. of convertible securities of the same class	
1	IN300931/10000406	SUBHIKA ESTATE & TRADING PVT. LTD.	3,43,400	3.10					
2	IN300020/30133415	DELHI IRON & STEEL CO (P) LTD	1,55,362	1.40					
3	IN301436/10277885	RAJESH JAIN ANITA JAIN	1,20,659	1.09					
<b>Grand-Total</b>			<b>6,19,421</b>	<b>5.59</b>					



**Annexure II**  
**HB LEASING & FINANCE COMPANY LIMITED**

**(1) (d) Statement showing details of lock-in shares as on 31/03/2014**

Sr. No.	Folio# / DPID,CLID	Name of the shareholder	Category of Shareholders (promoters/ Public)	Number of shares	Shares as a percentage of total number of shares (i.e Grand total (A+B+C)) in para(I)(a) above
		NIL		NIL	NIL
<b>Grand-Total</b>				NIL	NIL





## Annexure II

## HB LEASING &amp; FINANCE COMPANY LIMITED

Shareholding Pattern as on 31/03/2014

## (II) (a) Statement showing details of Depository Receipts (DRs)

Sr No.	Type of Outstanding DR (ADRs, GDRs, SDRs, etc.)	Number of Outstanding DRs	Number of shares underlying outstanding DRs	Shares underlying outstanding DRs as a percentage of total number of shares {i.e. Grand Total (A)+(B) +(C) indicated in the statement at para (1) (a) above }
			NIL	
	<b>TOTAL</b>			

## (II) (b) Statement showing Holding of Depository Receipts (DRs), where underlying shares are in excess of 1% of the total number of shares

Sr No.	Name of the DR Holder	Type of Outstanding DR (ADRs, GDRs, SDRs, etc.)	Number of shares underlying outstanding DRs	Shares underlying outstanding DRs as a percentage of total number of shares {i.e. Grand Total (A)+(B) +(C) indicated in the statement at para (1) (a) above }
			NIL	
	<b>TOTAL</b>			

