


Introductory sub-table (I)(a)

<b>Name of the Company: HB LEASING &amp; FINANCE COMPANY LTD</b>			
<b>Scrip Code, Name of the scrip, class of security: 508956 - EQUITY SHARE, EQUITY</b>			
<b>Quarter ended: 30/09/2012</b>			
<b>Partly paid-up shares:-</b>	<b>No. of partly paid-up shares</b>	<b>As a % of total no. of partly paid-up shares</b>	<b>As a % of total no. of shares of the company</b>
Held by promoter/promoter group	0	0	0
Held by public	0	0	0
<b>Total - D</b>	<b>0</b>	<b>0</b>	<b>0</b>
<b>Outstanding convertible securities:-</b>	<b>No. of outstanding securities</b>	<b>As a % of total no. of outstanding convertible securities</b>	<b>As a % of total no. of shares of the company, assuming full conversion of the convertible securities</b>
Held by promoter/promoter group	0	0	0
Held by public	0	0	0
<b>Total - E</b>	<b>0</b>	<b>0</b>	<b>0</b>
<b>Warrants:-</b>	<b>No. of warrants</b>	<b>As a % of total no. of warrants</b>	<b>As a % of total no. of shares of the company, assuming full conversion of warrants</b>
Held by promoter/promoter group	0	0	0
Held by public	0	0	0
<b>Total - F</b>	<b>0</b>	<b>0</b>	<b>0</b>
<b>Total paid-up capital of the company, assuming full conversion of warrants and convertible securities (Grand Total (A+B+C)+ D+E+F)</b>	<b>11062731</b>	<b>0</b>	<b>0</b>

**Total (A+B+C) 11062731**



## Distribution Schedule

### HB LEASING & FINANCE COMPANY LIMITED

Distribution of	Equity Shares	as on	30/09/2012
Total Nominal value of Rs.	110627310.00	Nominal value of each share/unit Rs.	10.00
Total number of shares/units	11062731	Paid up value of each share/unit Rs.	10.00

**TABLE I**  
Distribution of holdings


Shareholding of value of Rs.	Shareholders		Share holdings		
	Number	% to total	Shares	Amount	% to total
UPTO TO 5000	35549	97.36	4501883	45018830.00	40.69
5001 TO 10000	550	1.51	421402	4214020.00	3.81
10001 TO 20000	242	0.66	350362	3503620.00	3.17
20001 TO 30000	62	0.17	161199	1611990.00	1.46
30001 TO 40000	35	0.10	123568	1235680.00	1.12
40001 TO 50000	11	0.03	51256	512560.00	0.46
50001 TO 100000	25	0.07	180451	1804510.00	1.63
100001 and Above	38	0.10	5272610	52726100.00	47.66
<b>** G Total</b>	<b>36512</b>	<b>100.00</b>	<b>11062731</b>	<b>110627310.00</b>	<b>100.00</b>



**Annexure II**  
**HB LEASING & FINANCE COMPANY LIMITED**

(1) (a) Statement showing Shareholding Pattern as on **30/09/2012**

Category code	Category of shareholder	Number of shareholders	Total Number of Shares	Number of shares held in dematerialized form	Total Shareholding as a percentage of total no. of shares		Shares Pledged or otherwise encumbered	
					As a percentage of (A+B) (VI)	As a percentage of (A+B+C) (VII)	No. of shares (VIII)	As a percentage (IX)=(VIII)/(IV)*100
(I)	(II)	(III)	(IV)	(V)	(VI)	(VII)	(VIII)	(IX)
<b>(A) Shareholding of promoter and promoter Group</b>								
<b>(1) Indian</b>								
(a)	INDIVIDUALS/HUF	8	22,53,927	22,53,377	20.37	20.37	0	0.00
(b)	CENTRAL GOVERNMENT/STATE GOVERNMENT	0	0	0	0.00	0.00	0	0.00
(c)	BODIES CORPORATE	5	16,92,950	16,92,950	15.31	15.31	0	0.00
(d)	FINANCIAL INSTITUTIONS/BANKS	0	0	0	0.00	0.00	0	0.00
(e)	ANY OTHER (SPECIFY)	0	0	0	0.00	0.00	0	0.00
	Sub-Total (A) (1)	13	39,46,877	39,46,327	35.68	35.68	0	0.00
<b>(2) Foreign</b>								
(a)	INDIVIDUALS(NRI)/FOREIGN INDIVIDUALS	0	0	0	0.00	0.00	0	0.00
(b)	BODIES CORPORATE	0	0	0	0.00	0.00	0	0.00
(c)	INSTITUTIONS	0	0	0	0.00	0.00	0	0.00
(d)	ANY OTHER (SPECIFY)	0	0	0	0.00	0.00	0	0.00
	Sub-Total (A) (2)	0	0	0	0.00	0.00	0	0.00
	Total (A)	13	39,46,877	39,46,327	35.68	35.68	0	0.00
<b>(B) Public shareholding</b>								
<b>(1) Institutions</b>								
(a)	MUTUAL FUNDS/UTI	3	1,570	0	0.01	0.01	0	0.00
(b)	FINANCIAL INSTITUTIONS/BANKS	5	510	0	0.00	0.00	0	0.00
(c)	CENTRAL GOVERNMENT/STATE GOVERNMENT	0	0	0	0.00	0.00	0	0.00
(d)	VENTURE CAPITAL FUND	0	0	0	0.00	0.00	0	0.00
(e)	INSURANCE COMPANIES	0	0	0	0.00	0.00	0	0.00
(f)	FOREIGN INSTITUTIONAL INVESTORS	0	0	0	0.00	0.00	0	0.00
(g)	FOREIGN VENTURE CAPITAL INVESTORS	0	0	0	0.00	0.00	0	0.00
(h)	ANY OTHER SPECIFY	0	0	0	0.00	0.00	0	0.00
	Sub-Total (B) (1)	8	2,080	0	0.01	0.01	0	0.00
<b>(2) Non-institutions</b>								
(a)	BODIES CORPORATE	159	8,63,135	7,55,208	7.80	7.80	0	0.00
(b)	i) INDIVIDUALS - HOLD UPTO 1 LAKH (NOM VALUE)	35900	54,65,938	19,98,699	49.41	49.41	0	0.00
	ii) INDIVIDUALS - HOLD ABOVE 1 LAKH (NOM VALUE)	19	6,12,545	6,12,545	5.54	5.54	0	0.00
(c)	ANY OTHER (SPECIFY)- A) CLEARNG MEMBERS	20	17,000	17,000	0.15	0.15	0	0.00
	B) NON-RESIDENTS	393	1,55,156	26,498	1.40	1.40	0	0.00
	C) TRUST	0	0	0	0.00	0.00	0	0.00
	Sub-Total (B) (2)	36491	71,13,774	34,09,950	64.30	64.30	0	0.00
	Total (B)	36499	71,15,854	34,09,950	64.31	64.31	0	0.00





Category code	Category of shareholder	Number of shareholders	Total Number of Shares	Number of shares held in dematerialized form	Total Shareholding as a percentage of total no. of shares		Shares Pledged or otherwise encumbered	
					As a percentage of (A+B) (VI)	As a percentage of (A+B+C) (VII)	No. of shares (VIII)	As a percentage (IX)=(VIII)/(IV)*100
(I)	(II)	(III)	(IV)	(V)	(VI)	(VII)	(VIII)	(IX)
(C)	<b>Shares held by Custodians and against which</b>							
	<b>Depository Receipts have been issued</b>							
	SHARES HELD BY CUSTODIANS	0	0	0	0.00	0.00	0	0.00
	Sub-Total (C)	0	0	0	0.00	0.00	0	0.00
	Total (C)	0	0	0	0.00	0.00	0	0.00
	Grand-Total	36512	1,10,62,731	73,56,277	100.00	100.00	0	0.00



Annexure II  
**HB LEASING & FINANCE COMPANY LIMITED**  
 Statement showing holding of securities (including shares, warrants, convertible securities) of persons belonging to the category  
 "Promoter and Promoter Group" as on 30/09/2012

Sl. No.	Folio/ DPID/CLID	Name of the shareholder	Details of Shares held		Encumbered shares*		Details of warrants		Details of convertible securities		Total shares (including shares arising from conversion of warrants and convertible securities) as a % of issued share capital
			Number of shares held	As a % of grand total (A)+(B)+(C)	Number	As a per-centage VI-(V) III* 100 (II) (a)	As a % of grand total (A)+(B)+(C) of sub-classes (I) (a)	No. of Warrants held	As a % of total no. of warrants of the same class	No. of convertible securities held	
1	009590	AMRIT LAL CHADHA	200	0.00	0	0.00	0.00	0.00			
		PROMILA RANI CHADHA									
2	006520	AMRIT LAL CHADHA	350	0.00	0	0.00	0.00				
		PROMILA CHADHA									
3	IN300931/10000053	Aanji Bhasin	2,91,413	2.63	0	0.00	0.00				
4	IN300931/10000012	H B Stockholdings Ltd	43,200	0.39	0	0.00	0.00				
5	IN300931/10004078	H.C.BHASIN (HUF)	22,000	0.20	0	0.00	0.00				
6	IN300931/10001707	HB FINANCIAL CONSULTANTS PVT LTD.	2,000	0.02	0	0.00	0.00				
7	IN300931/10022974	Lalit Bhasin	13,55,059	12.25	0	0.00	0.00				
8	IN300931/10000045	Lalit Bhasin	5,16,905	4.67	0	0.00	0.00				
9	IN300931/10000932	Mama kapur	46,000	0.42	0	0.00	0.00				
10	IN300931/10000877	Merrygold Investments Ltd	15,07,895	13.63	0	0.00	0.00				
11	IN300931/10001799	Pal Properties ( India) Pvt. Ltd.	1,05,120	0.95	0	0.00	0.00				
12	IN300931/10000070	R R B Securities Ltd	34,735	0.31	0	0.00	0.00				
13	IN300931/10006172	Etma Aave	22,000	0.20	0	0.00	0.00				
<b>Grand-Total</b>			<b>39,46,877</b>	<b>35.68</b>	<b>0</b>	<b>0.00</b>	<b>0.00</b>	<b>0.00</b>	<b>0.00</b>	<b>0.00</b>	<b>0.00</b>




**Annexure II**

**HB LEASING & FINANCE COMPANY LIMITED**

(1) (c)(i) Statement showing holding of securities (including shares, warrants, convertible securities) of persons belonging to the category "Public" and holding more than 1% of the total number of shares as on 30/09/2012

Sr. No.	Folio# / DPID, CLID	Name of the shareholder	Number of shares	Shares as a percentage of total number of shares (i.e Grand total (A+B+C)) in para(1)(a) above	Details of warrants		Details of convertible securities		Total shares (including shares assuming full conversion of warrants and convertible securities) as a % of diluted share capital
					No. of Warrants held	As a % of total no. of warrants of the same class	No. of convertible securities held	As a % of total no. of convertible securities of the same class	
1	IN300931/10000406	SUBHIKA ESTATE & TRADING PVT. LTD.	3,43,400	3.10					
2	IN301436/10277885	RAJESH JAIN ANITA JAIN	1,20,659	1.09					
<b>Grand-Total</b>			<b>4,64,059</b>	<b>4.19</b>					




Annexure II

**HB LEASING & FINANCE COMPANY LIMITED**

(1) (c)(ii) Statement showing holding of securities (including shares, warrants, convertible securities) of persons (together with PAC) belonging to the category "Public" and holding more than 5% of the total number of shares as on 30/09/2012

Sr. No.	Folio# / DPID, CLID	Name of the shareholder	Number of shares	Shares as a percentage of total number of shares (i.e Grand total (A+B+C)) in para(I)(a) above	Details of warrants		Details of convertible securities		Total shares (including shares assuming full conversion of warrants and convertible securities) as a % of diluted share capital
					No. of Warrants held	As a % of total no. of warrants of the same class	No. of convertible securities held	As a % of total no. of convertible securities of the same class	
1		NIL	0	0.00	-	-	-	-	-
<b>Grand-Total</b>			0	0.00	-	-	-	-	-



**Annexure II  
HB LEASING & FINANCE COMPANY LIMITED**

**(1) (d) Statement showing details of lock-in shares as on 30/09/2012**

Sr. No.	Folio# / DPID, CLID	Name of the shareholder	Category of Shareholders (promoters/ Public)	Number of shares	Shares as a percentage of total number of shares (i.e Grand total (A+B+C)) in para(I)(a) above
		NIL		NIL	NIL
<b>Grand-Total</b>				NIL	NIL





**Annexure II**  
**HB LEASING & FINANCE COMPANY LIMITED**

Shareholding Pattern as on 30/09/2012

**(II) (a) Statement showing details of Depository Receipts (DRs)**

Sr No.	Type of Outstanding DR (ADRs, GDRs, SDRs, etc.)	Number of Outstanding DRs	Number of shares underlying outstanding DRs	Shares underlying outstanding DRs as a percentage of total number of shares {i.e. Grand Total (A)+(B)+(C) indicated in the statement at para (1) (a) above }
			NIL	
	<b>TOTAL</b>			

**(II) (b) Statement showing Holding of Depository Receipts (DRs), where underlying shares are in excess of 1% of the total number of shares**

Sr No.	Name of the DR Holder	Type of Outstanding DR (ADRs, GDRs, SDRs, etc.)	Number of shares underlying outstanding DRs	Shares underlying outstanding DRs as a percentage of total number of shares {i.e. Grand Total (A)+(B)+(C) indicated in the statement at para (1) (a) above }
			NIL	
	<b>TOTAL</b>			

